


TH12

Holter Recorder



Lepu Medical Technology (Beijing) Co., Ltd was established in 1999. It is specialized in developing, manufacturing and marketing high-tech medical devices and equipment. Today, Lepu Medical has grown into a global leading medical technology company in the fields of cardiovascular interventions, structural heart diseases, cardiac rhythm management, anesthesia and critical care, in vitro diagnostics and general surgery. Our vision is to develop Lepu Medical into one of the largest supplier on the platforms of medical device, medicine, healthcare products, healthcare service and new medical mode.



Shenzhen Carewell Electronics Co., Ltd.

Add: Floor 4, BLD 9, Baiwangxin High-Tech Industrial Park, Songbai Road, Xili Street, Nanshan District 518108, Shenzhen, P.R. China

Tel: + 86 755 2643 3514

Fax: + 86 755 2643 0930

Web: www.carewell.com.cn

Email: summer@creative-sz.com



TH12

Holter Recorder



TH12

Holter Recorder

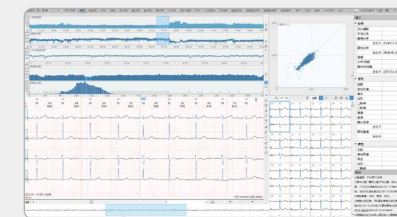


Advanced analysis capabilities

Professional ambulatory ECG analysis software, supporting rich statistical analysis.

It supports template editing, atrial flutter and fibrillation analysis, HRV analysis, heart rate oscillation analysis, P-wave superposition analysis, ST-segment analysis and other advanced analysis functions.

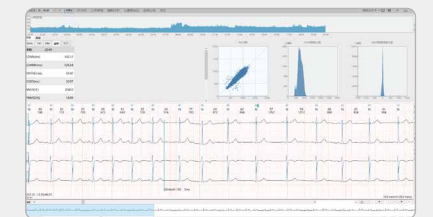
The optional AI-ECG artificial intelligence ECG technology can quickly and accurately identify abnormal ECG events.



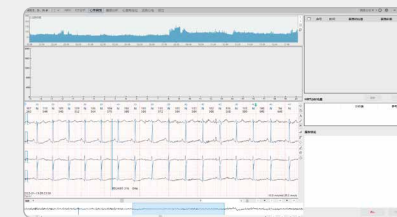
Template editing



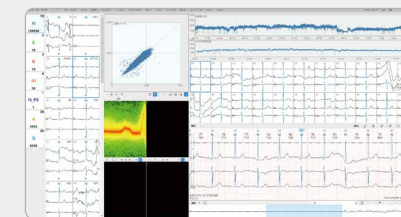
Analysis of atrial flutter and atrial fibrillation



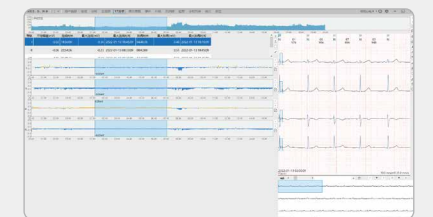
HRV analysis



Heart rate oscillation analysis



P-wave superposition analysis



ST-segment analysis

Using TH12 allows a complete insight of your heart in your daily routine

Recorder

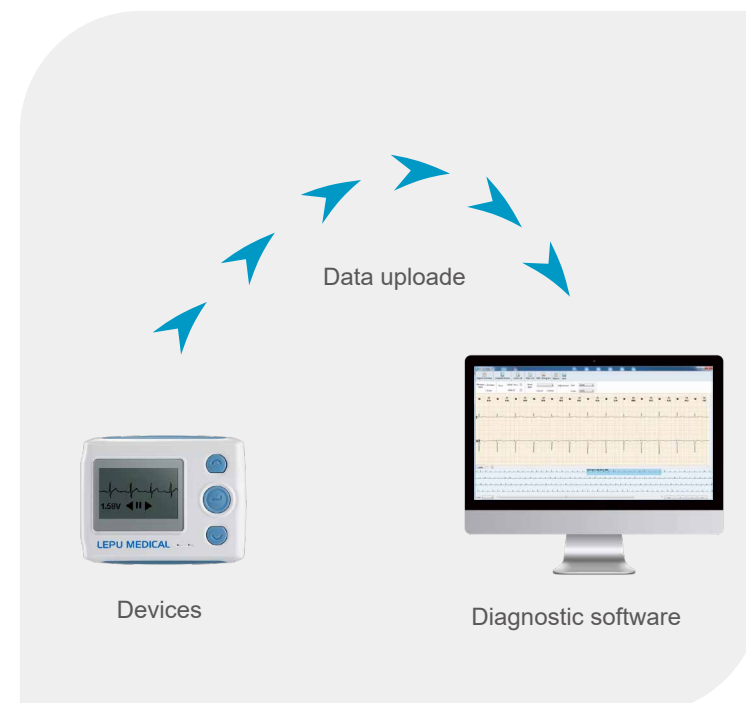
Light-weight, convenient

- * 12 channel digital recording
- * Data transmission ways SD card
- * Real-time waveform display
- * 24 bit A/D conversion accuracy
- * Pacemaker detection, pacing sampling rate 20000Hz

Software

ST analysis, QT analysis

- * HRT analysis, HRV frequency / domain analysis
- * Obstructive sleep apnea syndrome analysis
- * T wave alternative analysis
- * Ventricular late potentials analysis

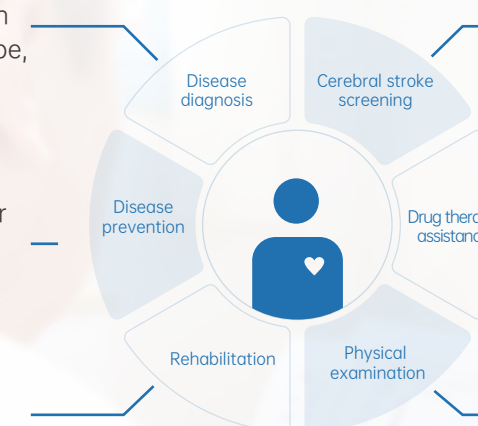


Multidimensional application scenarios

Assist diagnosis by collecting 24h ECG data for unexplained syncope, pre-syncope or episodic arrhythmia patients

Prevent heart damage by regular 24h ECG examinations for sub-healthy, late-night, high-workload people

Patients in the rehabilitation period of cardiac surgery need regular follow-up examinations to master the development of the disease and evaluate the postoperative effect



Screen the risk of cerebral stroke and provide accurate reports to doctors, reducing their workload

Help patients who take anti-arrhythmic drugs obtain dynamic ECG data and provide doctors for adjusting treatment plans and improving efficacy

Make up for the insufficiency of resting ECG and identify hidden cardiac abnormalities